

2024 Fact Sheet

Business Segments



Maritime & Logistics

- Shipping agency
- Shipyard
- Container shipping
- Port services
- Freight logistics
- Warehousing



Offshore

- Chartering Services - OSV & Harbour Vessels, Crew, Equipment
- Subsea Services - Diving, Survey, ROV
- Engineering & Construction Services
- Lift Boats Jack Ups
- Maintenance and Production Support
- Well Services - Stimulation & Intervention
- Contract & industrial logistics



Gas & Petrochem

- LPG transport
- LNG transport
- Floating Storage and Offloading



Trading

- Marine engine and lubricants agency
- Heavy equipment and truck agency
- Bunker distribution
- Ship chandler services

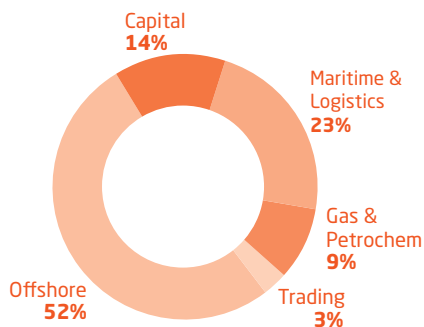
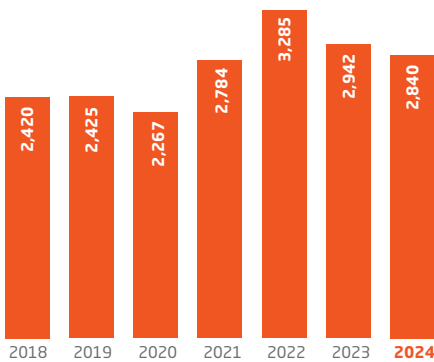


Capital

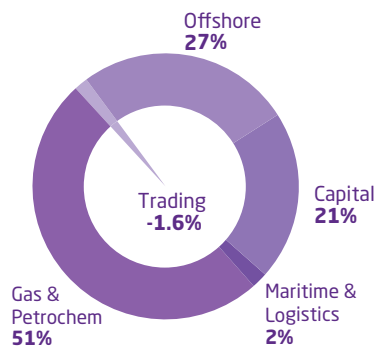
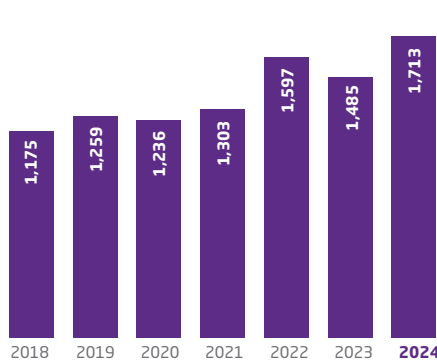
- Real estate development and management
- Strategic and financial investments

Financial Highlights

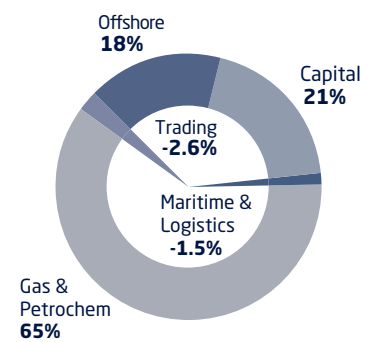
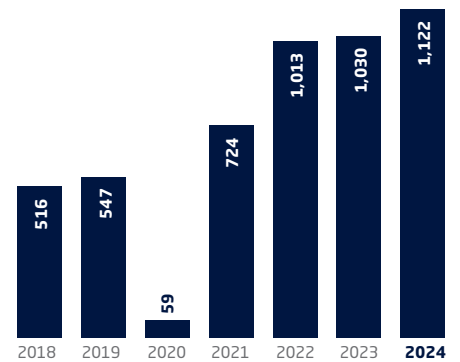
Operating Revenue (QR mn)



EBITDA (QR mn)



Net Profit (QR mn)



Balance Sheet

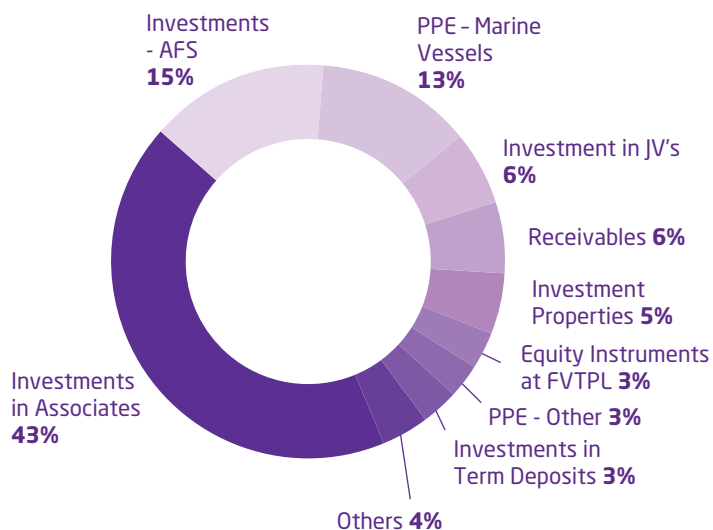
Long Term Debt to Equity
2.7%

Return on Equity
6.6%

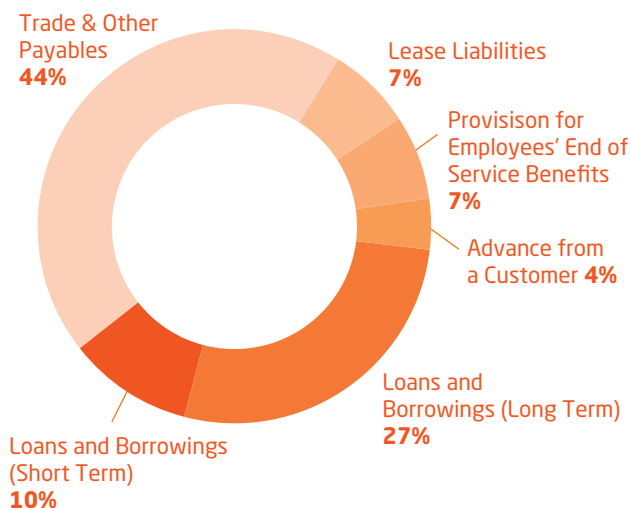
Return on Assets
6.0%

Current Ratio
2.48

Assets

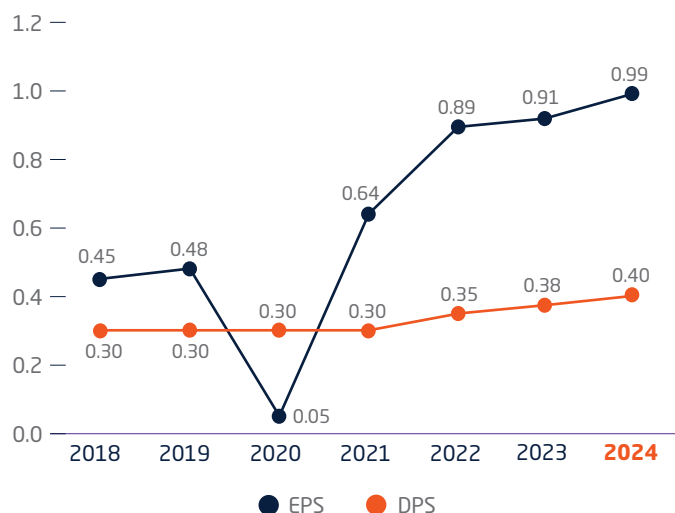


Liabilities

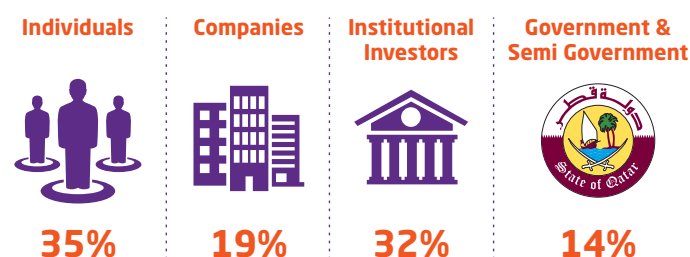


(QR mn)	2018	2019	2020	2021	2022	2023	2024
Total Assets	17,808	17,671	17,012	17,469	18,313	18,216	19,207
Total Equity	14,582	14,543	13,703	14,720	16,042	16,681	17,475

Earning & Dividends Per Share



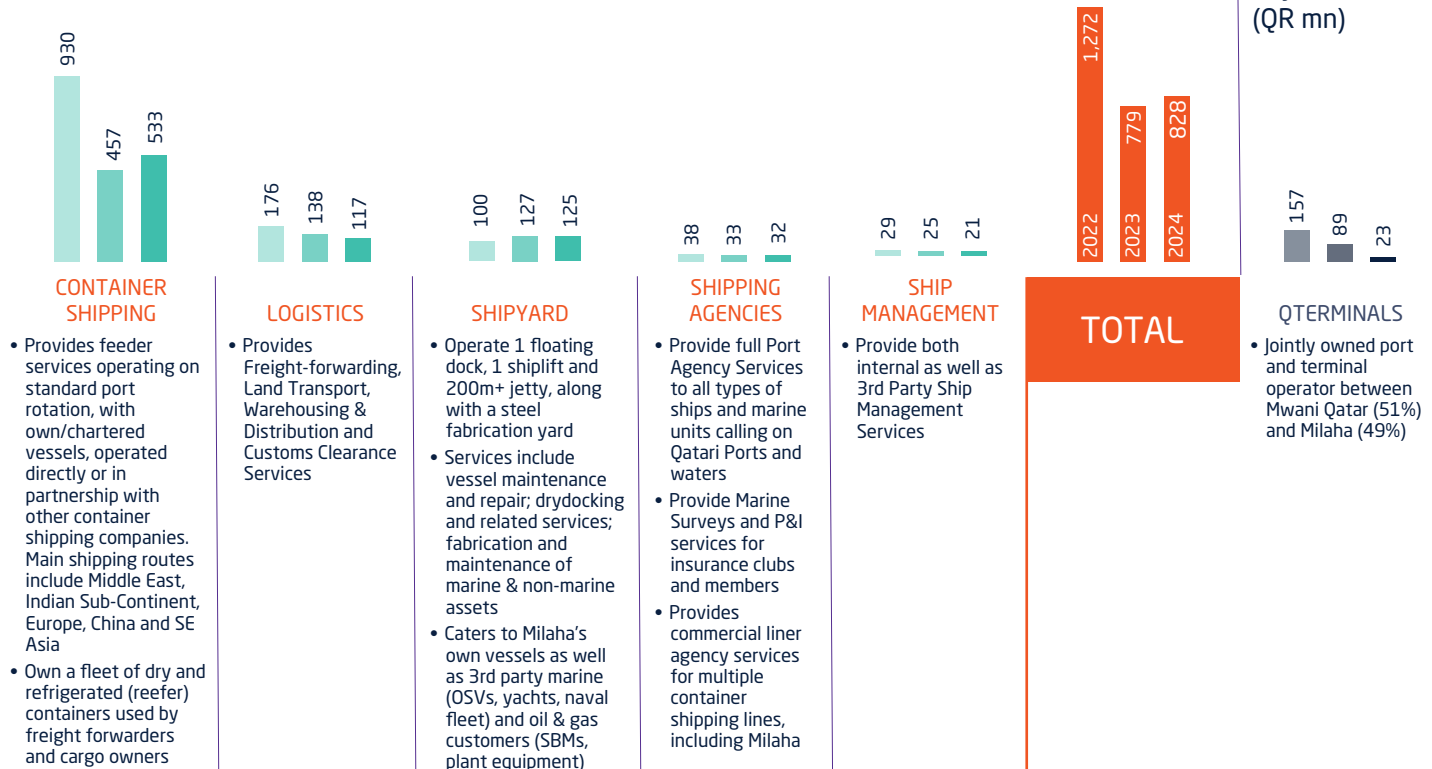
Shareholder Mix



Maritime & Logistics

Operating Revenue (QR mn)

Share of Results of JV's & Associates (QR mn)



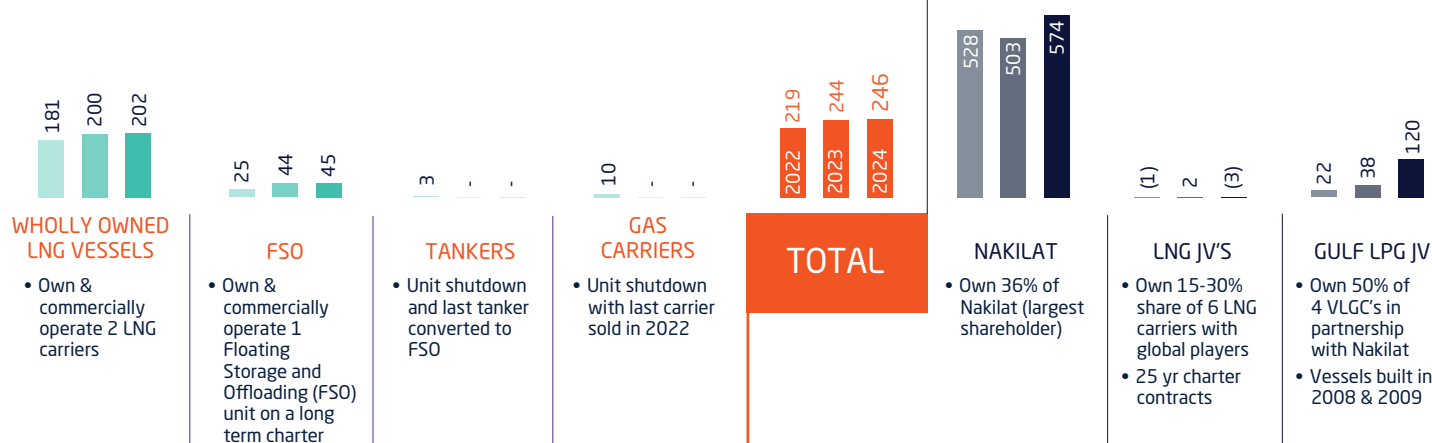
Fleet

Business Unit	No.	Year Built	Capacity
Container Shipping	1	2007	3,586 (TEU)
	2	2009	1,015 (TEU)
	1	2010	1,015 (TEU)
	1	2010	1,700 (TEU)

Gas & Petrochem

Operating Revenue (QR mn)

Share of Results of JV's & Associates (QR mn)



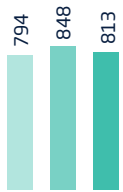
Fleet

Business Unit	Type	No.	Year	Capacity
Floating Storage & Offloading	Crude	1	2022*	700,000 (Barrels)
LNG Vessels	LNG	1	2004	138,273 (CBM)
		1	2006	145,602 (CBM)

*Converted in 2022 from Product Tanker built in 2006

Offshore & Marine

Operating Revenue (QR mn)



VESSEL & ASSET CHARTERING

- Own and/or operate a diverse fleet of offshore support vessels and Liftboats / Jack Ups
- Manage and charter highly specialized fleet of bespoke offshore and subsea (Air, SAT, and Construction) vessels
- Own and/or operate construction, accommodation and rig-less well intervention jack-up barges
- Own, operate and charter safe walk to work gangway solutions



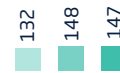
SERVICES

- Provide Engineering & Construction/ Maintenance, Modification & Operation (MMO) services
- Provide Geological and Geophysical services, including seismic, seabed topography and soil sampling & analysis
- Provide well services, including stimulation and intervention
- Provide air and saturation diving services using built-in and portable systems



HARBOUR MARINE OPERATIONS

- Own and/or operate a diverse fleet of harbour and inshore support vessels
- Provide offshore and inshore harbour mooring, tug, tow, pilot, float over, rig move and marine solutions
- Manage 3rd Party harbour vessels and provide quayside services



INDUSTRIAL LOGISTICS

- Provide Port & Stevedoring Services, Heavy Lift and Industrial Logistics solutions



TOTAL

Fleet

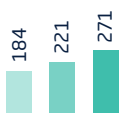
Type	# Year Built			
	2003-2010	2011-2017	2018-2024	Total
Safety Standby Vessels	1			1
Anchor Handling Towing Supply Vessels	1			1
DP1 Anchor Handling Towing Supply Vessels	3			3
Construction Support Vessels	1	1		2
Diving Support Vessels	1	1		2
DP2 Platform Support Vessels	1	7	1	9
DP2 Anchor Handling Towing Supply Vessels	1	4	2	7
DP2 Well Stimulation Vessel			1	1
DP2 Anchor Handling Towing Vessels		1		1
Anchor Handling Towing Vessels		1	1	2
Wireline Support Vessels	3			3
Multi-Purpose Support Vessels		4		4
Fast Supply Intervention Vessel			2	2
Liftboat Vessels		1	2	3
Total	12	20	9	41

Fleet

Business Unit	Type	No.	Year Built	
Harbour Marine Operations	Harbour Towing Tug	1	2001	
	Tanker Berthing Assistance Tug	1	2004	
	Service Boats	1	2013	
	Mooring Boats	4	2013	
	Harbour Towing Tugs	3	2013	
	Pilot Boats	4	2014	
	Harbour Towing Tugs	5	2014	
	Total		19	

Capital

Operating Revenue (QR mn)



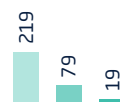
INVESTMENTS

- QR 1.9 billion Listed Equities Portfolio
- QR 1.5 billion Fixed Income
- QR 1.0 billion unquoted investments



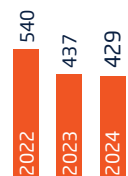
REAL ESTATE

- Portfolio of commercial & residential development & land in Qatar
- Flagship 52 story tower in West Bay, Doha
- Smaller properties generating rental income



QATAR QUARRIES

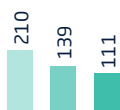
- Company involved in aggregate import trade
- Milaha owns 50% share; financials consolidated line by line



TOTAL

Trading

Operating Revenue (QR mn)



BUNKER SALES

- Distribute bunker to vessels
- Pass through revenue with small margin
- Fresh Water Supply to Vessels, Camps and Sites
- Sludge Removal Services



MARINE SALES & SERVICE

- Distributor for marine equipment - including engines, spares parts, and accessories
- Distributor for lubricants and marine chemicals
- Principals include Hyundai Doosan Marine Engines, BP Marine (Castrol), Fuchs, Lukoil, Uni-Marine, KODEN & JMP Pumps
- Provide Ship Chandler services to vessel owners & operators calling Qatari waters



EQUIPMENT TRADING AGENCIES

- Dealer / distributor for trucks, truck attachments, heavy equipment, and spare parts
- Principals include Hino, Sennebogen, Terberg, Lonking, Socma and Hyundai Everdigm Cranes
- After Sales Services and Asset Management



TOTAL