

2023 Fact Sheet



Business Segments



Maritime & Logistics

- Shipping agency
- Shipyard
- Container shipping
- Port services
- Freight logistics
- Contract & industrial logistics
- Warehousing



Offshore

- Chartering Services - OSV & Harbour Vessels, Crew, Equipment
- Subsea Services - Diving, Survey, ROV
- Engineering & Construction Services
- Lift Boats Jack Ups
- Maintenance and Production Support
- Well Services - Stimulation & Workover



Gas & Petrochem

- LPG transport
- LNG transport
- Floating Storage and Offloading



Trading

- Marine engine and lubricants agency
- Heavy equipment and truck agency
- Bunker distribution
- Ship chandler services

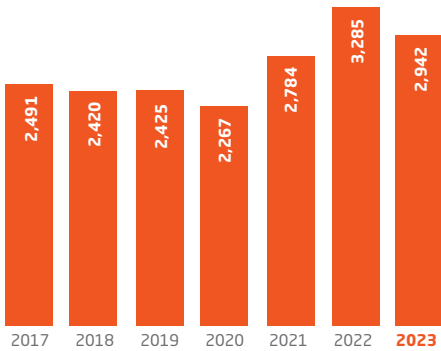


Capital

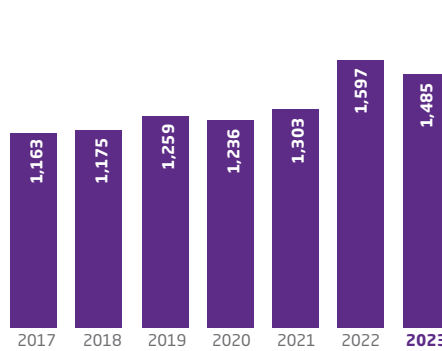
- Real estate development and management
- Strategic and financial investments

Financial Highlights

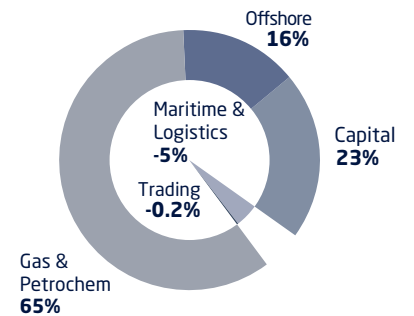
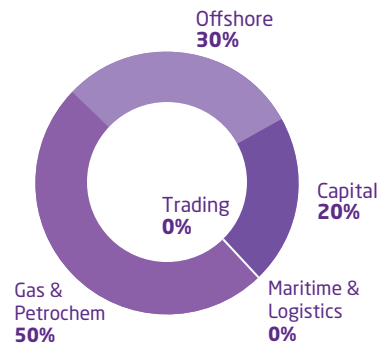
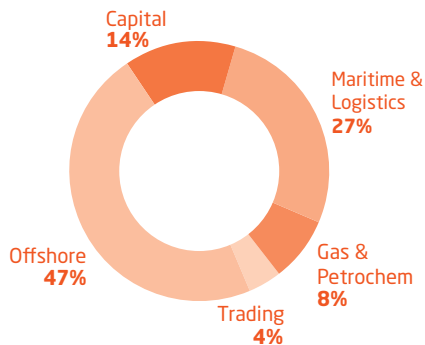
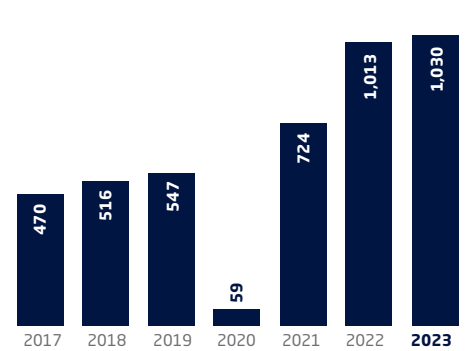
Operating Revenue (QR mn)



EBITDA (QR mn)



Net Profit (QR mn)



« Balance Sheet »

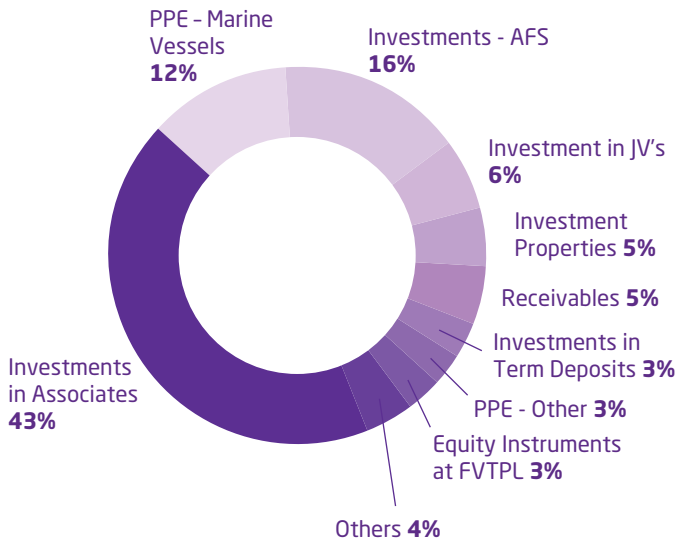
Long Term Debt to Equity
0.4%

Return on Equity
6.3%

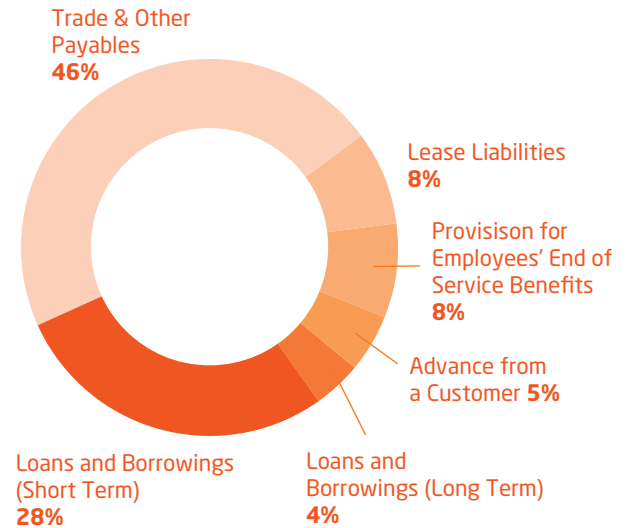
Return on Assets
5.6%

Current Ratio
2.19

Assets



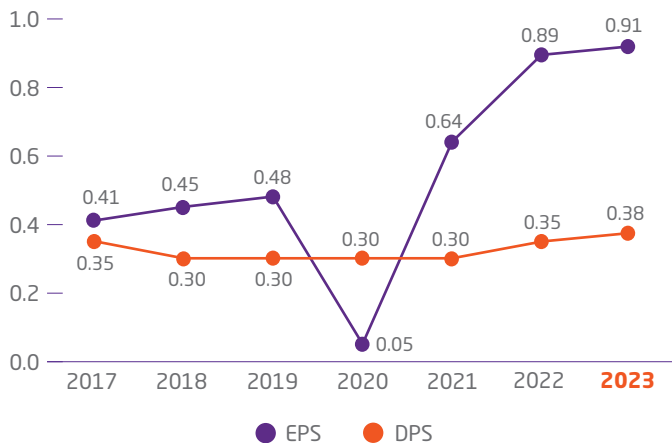
Liabilities



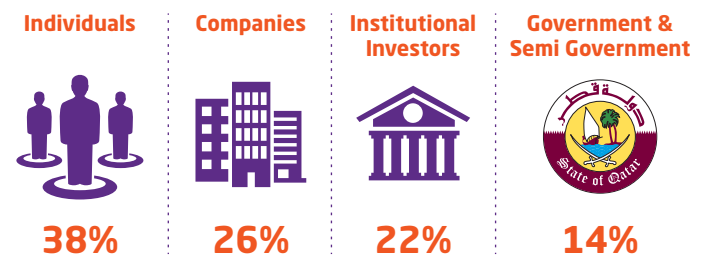
(QR mn)	2017	2018	2019	2020	2021	2022	2023
Total Assets	18,805	17,808	17,671	17,012	17,469	18,313	18,216
Total Equity*	13,543	14,582	14,543	13,703	14,720	16,042	16,681

*Equity of the Parent

Earning & Dividends Per Share

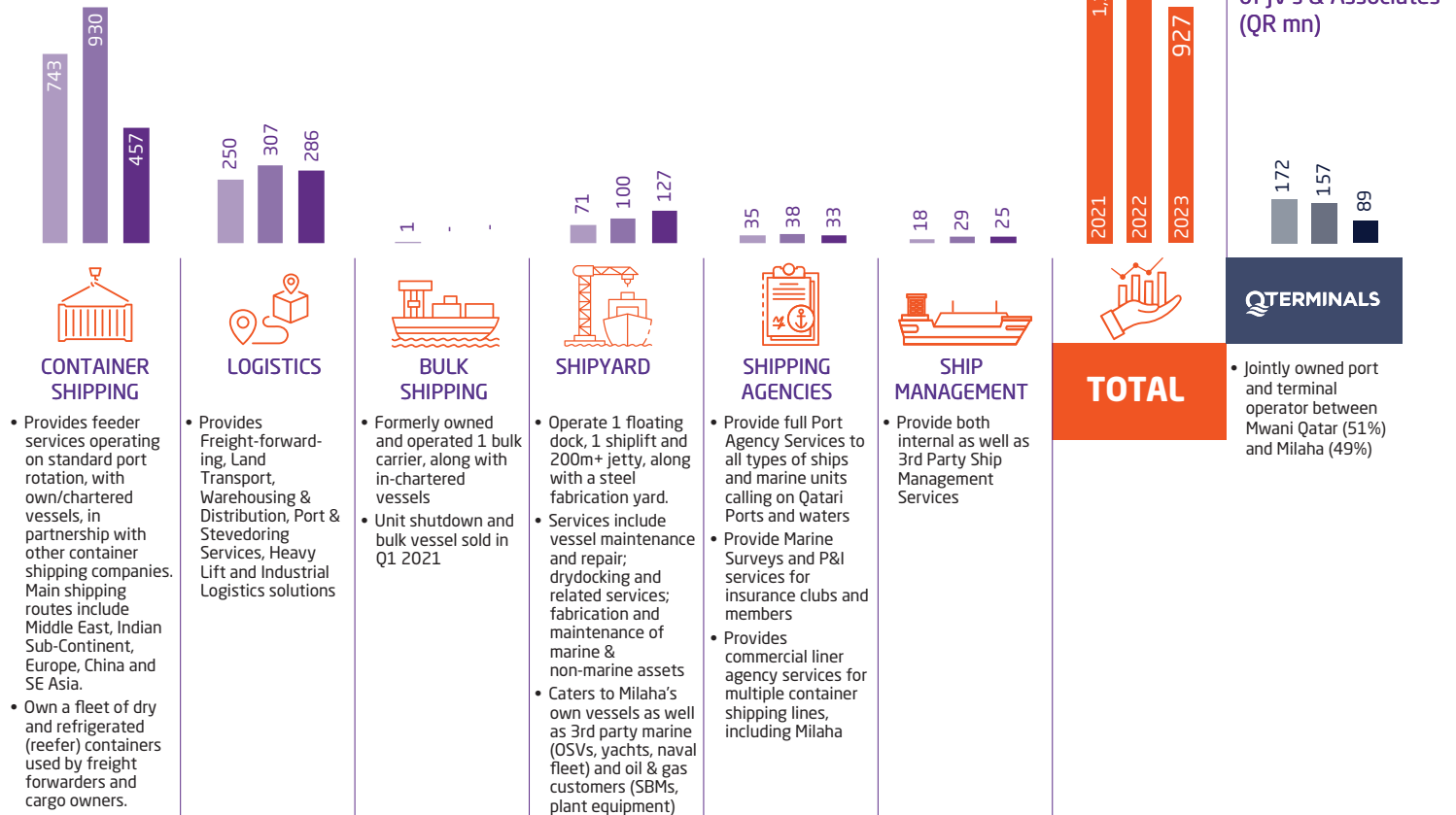


Shareholder Mix



Maritime & Logistics

Operating Revenue (QR mn)



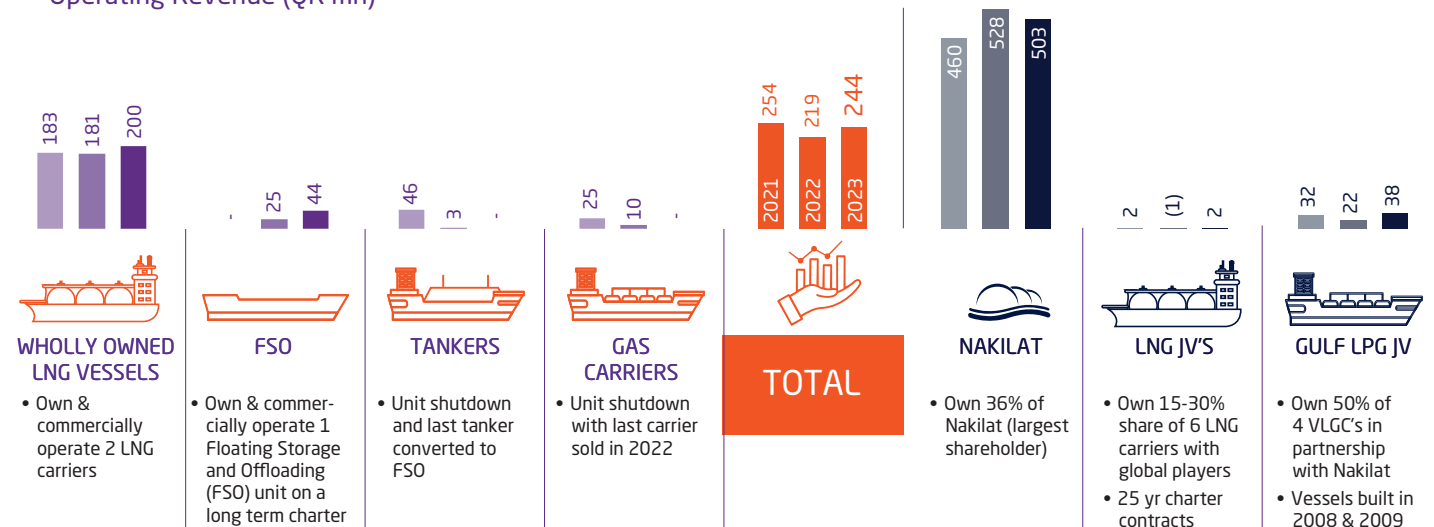
Fleet

Business Unit	No.	Year Built	Capacity
Container Shipping	1	2007	3,586 (TEU)
	2	2009	1,015 (TEU)
	1	2010	1,015 (TEU)
	1	2010	1,700 (TEU)

Gas & Petrochem

Operating Revenue (QR mn)

Share of Results of JV's & Associates (QR mn)



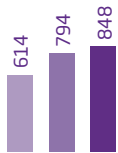
Fleet

Business Unit	Type	No.	Year Built	Capacity
Floating Storage & Offloading	Crude	1	2022*	700,000 (Barrels)
LNG	LNG	1	2004	138,273 (CBM)
		1	2006	145,602 (CBM)

*Converted in 2022 from Product Tanker built in 2006

« Offshore »

Operating Revenue (QR mn)



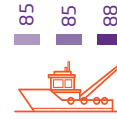
VESSEL & ASSET CHARTERING

- Own and/or operate a diverse fleet of offshore support vessels and Liftboats / Jack Ups
- Manage and charter highly specialized fleet of bespoke offshore and subsea vessels
- Own and/or operate construction, accommodation and rig-less well intervention jack-up barges
- Own, operate and charter safe walk to work gangway solutions



SERVICES

- Provide Engineering & Construction / Maintenance, Modification & Operation (MMO) services
- Provide Geological and Geophysical services, including seismic, seabed topography and soil sampling & analysis
- Provide well services, including stimulation, intervention, and plug & abandonment



HARBOUR MARINE OPERATIONS

- Own and/or operate a diverse fleet of harbour and inshore support vessels
- Provide offshore and inshore harbour mooring, tug, tow, pilot, float over, rig move and marine solutions
- Manage 3rd Party harbour vessels and provide quayside services



TOTAL

Fleet

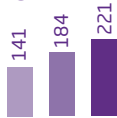
Type	# Year Built			Total
	2003-2009	2010-2016	2017-2023	
Safety Standby Vessels	1			1
Anchor Handling Towing Supply Vessels	1			1
DP1 Anchor Handling Towing Supply Vessels	3			3
Construction Support Vessels		2		2
Diving Support Vessels		2		2
DP2 Platform Support Vessels	1	7	1	9
DP2 Anchor Handling Towing Supply Vessels	1	4	1	6
DP2 Well Stimulation Vessel			1	1
DP2 Anchor Handling Towing Vessels		1		1
Anchor Handling Towing Vessels		1	1	2
Wireline Support Vessels	4			4
Multi-Purpose Support Vessels		3	1	4
Fast Supply Intervention Vessel			2	2
Liftboat Vessels		1		1
Total	11	21	7	39

Fleet

Business Unit	Type	No.	Year Built
Harbour Marine Operations	Harbor Towing Tug	1	2001
	Tanker Berthing Assistance Tug	1	2004
	Service Boats	1	2013
	Mooring	4	2013
	Harbour Towing Tugs	3	2013
	Pilot Boats	4	2014
	Harbour Towing Tugs	5	2014
Total		19	

« Capital »

Operating Revenue (QR mn)



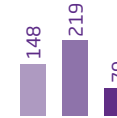
INVESTMENTS

- QR 2.0 billion Listed Equities Portfolio
- QR 1.3 billion Fixed Income
- QR 687 million unquoted investments



REAL ESTATE

- Portfolio of commercial & residential development & land in Qatar
- Flagship 52 story tower in West Bay, Doha
- Smaller properties generating rental income



QATAR QUARRIES

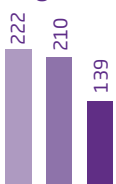
- Company involved in aggregate import trade
- Milaha owns 50% share; financials consolidated line by line



TOTAL

« Trading »

Operating Revenue (QR mn)



BUNKER SALES

- Distribute bunker to vessels
- Pass through revenue with small margin
- Fresh Water Supply to Vessels, Camps and Sites
- Sludge Removal Services



EQUIPMENT TRADING AGENCIES

- Dealer / distributor for trucks, truck attachments, heavy equipment, and spare parts
- Principals include Hino, Sennebogen, Terberg, Lonking, Socma and Hyundai Everdigm Cranes
- After Sales Services and Asset Management



MARINE SALES & SERVICE

- Distributor for marine equipment - including engines, spares parts, and accessories
- Distributor for lubricants and marine chemicals
- Principals include Hyundai Doosan Marine Engines, BP Marine (Castrol), Fuchs, Lukoil, Uni-Marine, KODEN & JMP Pumps
- Provide Ship Chandler services to vessel owners & operators calling Qatari waters



TOTAL